
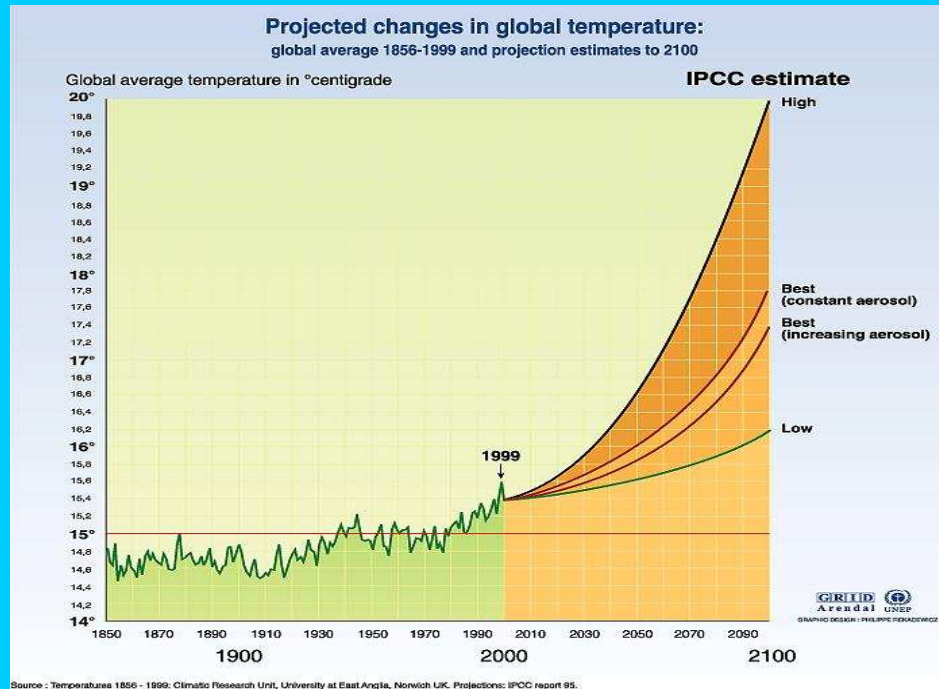
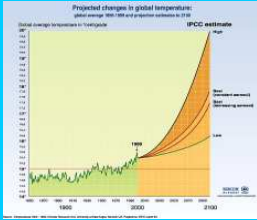


# Sonoma County

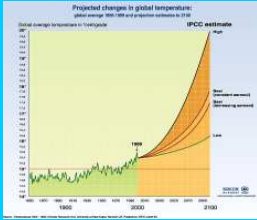


## Local Government Leadership



# Sonoma County

- **Greenhouse Gas (GHG) Inventories completed in 2003**
- **Targets were adopted for each in 2004**
- **GHG reduction Action Plans completed for 8 of 10**
- **Plans will be completed for all jurisdictions by end of 2008**
- **Four cities adopted Reduction Plans exceeding goal**



# Sonoma County

**City of Rohnert Park adopted Plan C:**

**Vote: 5-0**

**35.6% Reduction**

**City of Sonoma adopted Plan D:**

**Vote: 5-0**

**37.2% Reduction**

**Town of Windsor adopted Plan D:**

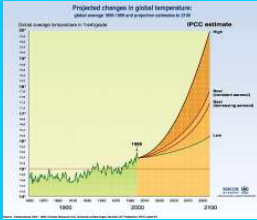
**Vote: 5-0**

**26.2% Reduction**

**City of Sebastopol adopted Plan E:**

**Vote 5-0**

**42.7% Reduction**



# Sonoma County

**City of Rohnert Park adopted Plan C:**  
**Vote: 5-0**  
**35.6% Reduction**

**City of Sonoma adopted Plan D:**  
**Vote: 5-0**  
**37.2% Reduction**

**Town of Windsor adopted Plan D:**  
**Vote: 5-0**  
**26.2% Reduction**

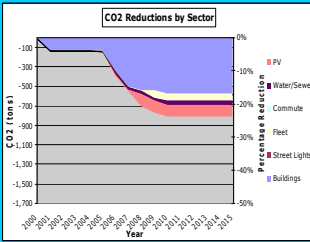
**City of Sebastopol adopted Plan E:**  
**Vote 5-0**  
**42.7% Reduction**



# Rohnert Park Plan Selection



<b>GHG Action Plan Summary</b>					
<b>Financial Analysis</b>	<b>Plan A</b>	<b>Plan B</b>	<b>Plan C</b>	<b>Plan D</b>	<b>Plan E</b>
<b>% Reduction</b>	10.9%	23.2%	<b>35.6%</b>	42.9%	50.3%
<b>Simple Pay Back</b>	2.1	1.1	<b>12.4</b>	16.5	20.1
<b>Internal Rate of Return</b>	76.6%	127.3%	<b>15.3%</b>	8.9%	3.4%
<b>Net Present Value</b>	\$1,758,018	\$1,517,448	<b>\$1,286,650</b>	\$979,700	<b>(\$357,822)</b>



# Demonstrating Leadership



## Community Benefits over 25 year Life of Plan

**\$\$\$ Avoided Utility Company Payments \$6,776,259**


**\$\$\$ Avoided Fuel Purchases \$1,473,872**

**\$\$\$ Invested Locally in GHG Projects \$5,010,979**

**Internal Rate of Return on Investment 15.3%**

**Net Present Value of Investment \$1,286,650**

**978 tons CO<sub>2</sub>e Annual Reduction**



# City of Sebastopol Plan Implementation



## Completed Measures


**Water Supply System Improvements**

**City Building HVAC Replacements**

**City Building Lighting Improvements**

**City Vehicle Replacements**

**Multiple Photovoltaic System Installations**



# City of Sebastopol Plan Implementation



## PV Solar Systems

**245 kW targeted on 11 locations**

**112 kW Installed**

**95 kW presently under construction**

**38 kW in planning phase**

## **Innovative Financing Strategies**

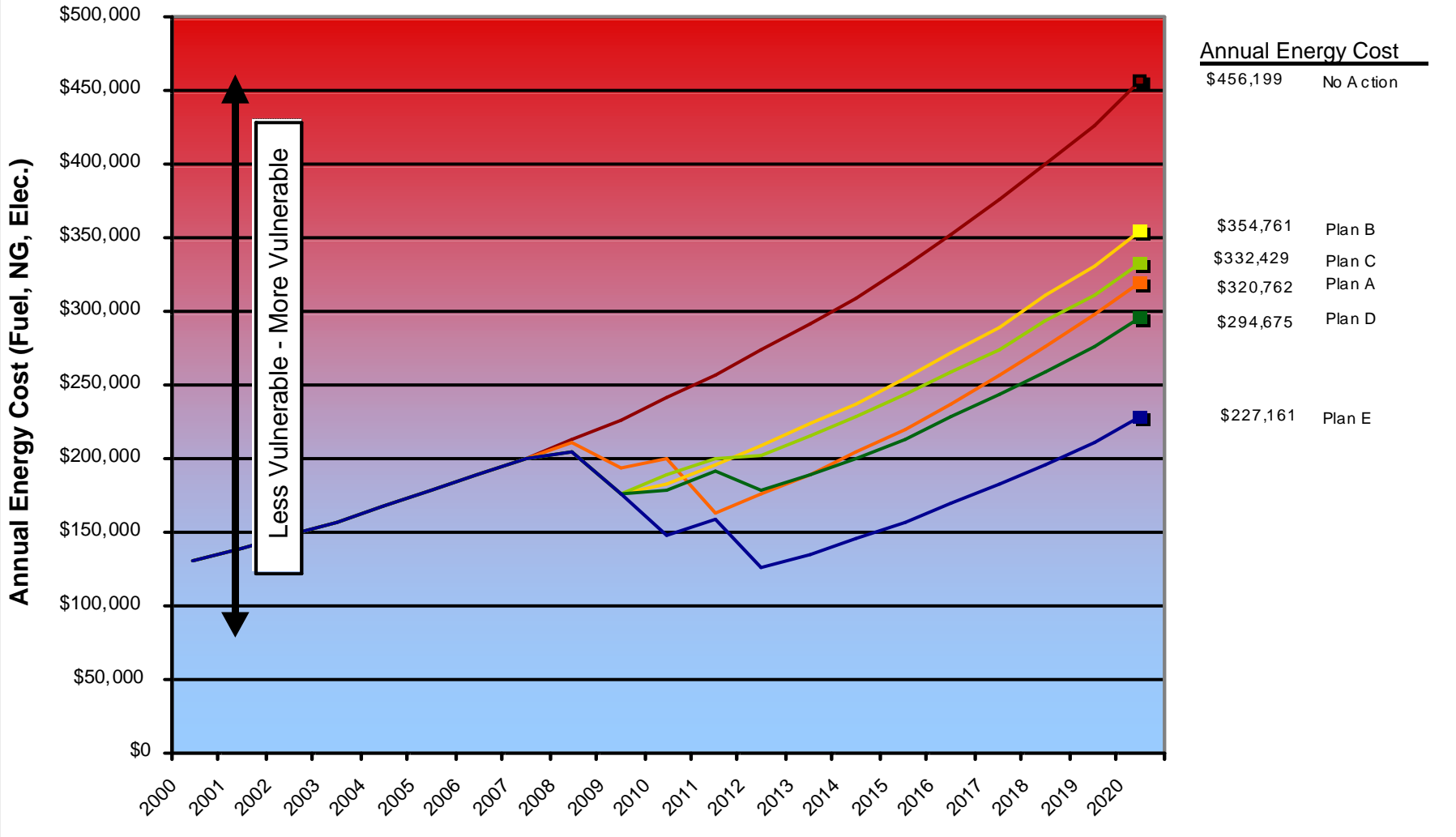
**Clean Renewable Energy Bonds (CREBS)**

**Siting strategy to maximize revenue**

# Benefits to Financial Planning

## Future Energy Cost Mitigation

**Escal. Rate**  
 N.Gas and Elec.= 3.5%  
 Diesel and Gas = 8%



# **Coordinated Countywide Action**

(a Sample)



## **Sonoma County Transit Authority**

Comprehensive Transit Plan

## **Sonoma County Water Agency**

Zero Carbon Agency

## **Climate Protection Campaign**

Sonoma County Community Climate Action Plan

## **Solar Sonoma County**

Countywide Promotion of Solar Projects

# Coordinated Action Countywide



## Sonoma County Transit Authority

- CTP Addressing County goal of 25% GHG reduction
- Specific Actionable Measures as Foundation of Plan

## Sonoma County Water Agency

- Water Reuse for Zero-net Energy Communities
- Utilization of Landfill Gas for Energy
- Deployment of 2 MW Photo Voltaic (PV) Capacity
- Deployment of PHEVs and EVs and Bulk Purchase

# Lessons Learned



**Rohnert Park: Plan the Work – Fund the Plan**

**Sebastopol: Planning for Multiple Benefits**

**Sonoma County Water Agency: Innovation**

**Sonoma County: Reputation for Action**

**Local Government: Demonstrating Leadership**